

Cherokee Indian Police Department

Public



MONTHLY REPORT

AUGUST 2025

MONTHLY SUMMARY

By: Chief of Police Carla Neadeau

Dear EBCI Communities,

I am writing to express my deepest gratitude for the unwavering support you have shown to the Cherokee Indian Police Department. Your constant encouragement and trust in our officers and staff have been a source of immense strength and motivation for us all.

The bond between our community and the police department is a testament to the values of unity, respect, and mutual support that we hold dear. Your cooperation and understanding have been crucial in helping us maintain peace and safety within our community. We are truly fortunate to serve such a compassionate and supportive community.

I would also like to take this opportunity to extend my heartfelt thanks to all the officers and employees of all the Cherokee Law Enforcement Divisions and all tribal and state programs that make protecting and serving the tribe a reality. Your dedication, hard work, and relentless commitment to duty, often under challenging and non-stop schedules, do not go unnoticed. Each one of you plays a vital role in ensuring the safety and well-being of our community, and for that, I am profoundly grateful. Together, we have faced many challenges, and together, we will continue to strive for a safer and stronger community. Thank you once again for your unwavering support and for being an integral part of our mission.

The purpose of the EBCI Law Enforcement Monthly Report is to compile data into one integrated report for review. I hope you find these reports informative and useful. Several community members have offered suggestions about these reports, and we will make changes as this effort of openness continues.

August remained busy for us as you will see in the pages that follow. The data in the tables below shows an increase in almost every category this month.

We are still hiring. We have one enrolled male cadet in Basic Law Enforcement Training.

We appreciate all your support, and we welcome every opportunity to do better.

With deepest gratitude,

Chief of Police Carla Neadeau

Cherokee Indian Police Department

Calls Answered

Calls Dispatched Cherokee

2024												
Jan	Feb	Mar	Apr	May	Jun	Jul	Aug	Sep	Oct	Nov	Dec	AVG
1084	1323	1365	1165	1248	1444	1457	1406	1240	1284	1187	1415	1302
2025												
Jan	Feb	Mar	Apr	May	Jun	Jul	Aug	Sep	Oct	Nov	Dec	AVG
1301	1455	1529	1574	1835	1767	1816	1789					

Calls Dispatched Snowbird/Cherokee Co.

2024												
Jan	Feb	Mar	Apr	May	Jun	Jul	Aug	Sep	Oct	Nov	Dec	AVG
116	145	236	172	179	280	193	201	200	209	244	359	211
2025												
Jan	Feb	Mar	Apr	May	Jun	Jul	Aug	Sep	Oct	Nov	Dec	AVG
197	399	316	154	299	307	316	351					

Traffic Safety Total

Traffic Stop:

2024												
Jan	Feb	Mar	Apr	May	Jun	Jul	Aug	Sep	Oct	Nov	Dec	AVG
123	158	233	154	199	275	166	227	142	252	164	172	180
2025												
Jan	Feb	Mar	Apr	May	Jun	Jul	Aug	Sep	Oct	Nov	Dec	AVG
172	193	211	324	311	257	231	228					

Total Citations Issued:

2024												
Jan	Feb	Mar	Apr	May	Jun	Jul	Aug	Sep	Oct	Nov	Dec	AVG
60	68	97	62	45	81	39	101	32	24	32	26	56
2025												
Jan	Feb	Mar	Apr	May	Jun	Jul	Aug	Sep	Oct	Nov	Dec	AVG
20	32	41	51	184	74	103	95					

DWI Arrests:

2024												
Jan	Feb	Mar	Apr	May	Jun	Jul	Aug	Sep	Oct	Nov	Dec	AVG
5	2	5	5	4	11	5	4	6	8	6	7	6
2025												
Jan	Feb	Mar	Apr	May	Jun	Jul	Aug	Sep	Oct	Nov	Dec	AVG
5	10	6	5	3	12	3	7					

Total Motor Vehicle Crashes:

2024												
Jan	Feb	Mar	Apr	May	Jun	Jul	Aug	Sep	Oct	Nov	Dec	AVG
46	35	49	36	7	31	39	54	46	61	78	41	48
2025												
Jan	Feb	Mar	Apr	May	Jun	Jul	Aug	Sep	Oct	Nov	Dec	AVG
38	44	45	40	74	78	69	65					

Extra Patrol:

2024												
Jan	Feb	Mar	Apr	May	Jun	Jul	Aug	Sep	Oct	Nov	Dec	AVG
72	61	82	44	92	145	160	101	103	100	129	269	113
2025												
Jan	Feb	Mar	Apr	May	Jun	Jul	Aug	Sep	Oct	Nov	Dec	AVG
178	318	256	251	243	276	322	329					

Crimes, Reports, and Arrests Criminal Arrests:

2024												
Jan	Feb	Mar	Apr	May	Jun	Jul	Aug	Sep	Oct	Nov	Dec	AVG
30	55	58	28	36	33	41	21	35	24	21	27	35
2025												
Jan	Feb	Mar	Apr	May	Jun	Jul	Aug	Sep	Oct	Nov	Dec	AVG
35	43	46	39	49	36	40	42					

Incident Reports:

2024												
Jan	Feb	Mar	Apr	May	Jun	Jul	Aug	Sep	Oct	Nov	Dec	AVG
382	365	370	326	268	373	350	380	293	275	234	413	336
2025												
Jan	Feb	Mar	Apr	May	Jun	Jul	Aug	Sep	Oct	Nov	Dec	AVG
442	625	675	546	685	600	667	661					

Drug Offenses:

2024												
Jan	Feb	Mar	Apr	May	Jun	Jul	Aug	Sep	Oct	Nov	Dec	Avg.
19	30	27	22	27	24	27	27	20	16	18	20	23
2025												
Jan	Feb	Mar	Apr	May	Jun	Jul	Aug	Sep	Oct	Nov	Dec	Avg.
15	37	15	32	24	16	31	25					

Larcenies:

2024												
Jan	Feb	Mar	Apr	May	Jun	Jul	Aug	Sep	Oct	Nov	Dec	Avg.
23	22	23	30	26	31	33	30	19	32	26	21	26
2025												
Jan	Feb	Mar	Apr	May	Jun	Jul	Aug	Sep	Oct	Nov	Dec	Avg.
33	33	27	21	33	21	30	19					

Assaults:

2024												
Jan	Feb	Mar	Apr	May	Jun	Jul	Aug	Sep	Oct	Nov	Dec	Avg.
38	39	26	37	43	43	39	40	37	39	50	38	39
2025												
2Jan	Feb	Mar	Apr	May	Jun	Jul	Aug	Sep	Oct	Nov	Dec	Avg.
37	32	35	29	41	48	39	49					

Checkpoints:

2024												
Jan	Feb	Mar	Apr	May	Jun	Jul	Aug	Sep	Oct	Nov	Dec	Avg.
9	14	9	11	14	24	16	8	2	7	17	6	11
2025												
Jan	Feb	Mar	Apr	May	Jun	Jul	Aug	Sep	Oct	Nov	Dec	Avg.
3	6	16	0	10	20	3	11					

A new policy had to be put in place before officers could continue checkpoints, this policy has been updated.

Overdoses:

2024												
Jan	Feb	Mar	Apr	May	Jun	Jul	Aug	Sep	Oct	Nov	Dec	Avg.
5	10	11	5	3	5	1	4	8	2	6	4	5
2025												
Jan	Feb	Mar	Apr	May	Jun	Jul	Aug	Sep	Oct	Nov	Dec	Avg.
4	2	4	4	3	3	1	1					

Fatal Overdoses:

2024												
Jan	Feb	Mar	Apr	May	Jun	Jul	Aug	Sep	Oct	Nov	Dec	Avg.
0	2	1	1	0	1	0	0	0	0	0	1	1
2025												
Jan	Feb	Mar	Apr	May	Jun	Jul	Aug	Sep	Oct	Nov	Dec	Avg.
0	1	0	1	0	0	0	0					

Non-Fatal Overdoses:

2024												
Jan	Feb	Mar	Apr	May	Jun	Jul	Aug	Sep	Oct	Nov	Dec	Avg.
4	8	9	4	3	4	1	4	8	2	6	3	5
2025												
Jan	Feb	Mar	Apr	May	Jun	Jul	Aug	Sep	Oct	Nov	Dec	Avg.
4	1	4	3	1	3	1	1					

Natural Resource Enforcement

Citations:

2024												
Jan	Feb	Mar	Apr	May	Jun	Jul	Aug	Sep	Oct	Nov	Dec	Avg.
6	11	67	19	40	43	48	48	18	7	9	0	26
2025												
Jan	Feb	Mar	Apr	May	Jun	Jul	Aug	Sep	Oct	Nov	Dec	Avg.
2	11	69	19	16	19	31	46					

Special Operations Activities

ACTIVITIES

- Assist probation with bailiff duties
- Assist probation with front door security
- Assist Patrol with calls for service
- Assist in search for Elijah Maney (drone operations, and ground search)
- Assist in search for Shawn Grant (drone operations)
- Assist with Early voting
- Assist with back-to-school bash

Special Operations

Civil Service:

2024												
Jan	Feb	Mar	Apr	May	Jun	Jul	Aug	Sep	Oct	Nov	Dec	Avg.
57	104	126	124	118	70	98	94	121	116	84	95	101
2025												
Jan	Feb	Mar	Apr	May	Jun	Jul	Aug	Sep	Oct	Nov	Dec	Avg.
89	84	87	69	82	138	48	36					

Special Operations

Outstanding Paper service:

2024												
Jan	Feb	Mar	Apr	May	Jun	Jul	Aug	Sep	Oct	Nov	Dec	Avg.
3	5	9	3	6	2	15	6	14	25	3	6	9
2025												
Jan	Feb	Mar	Apr	May	Jun	Jul	Aug	Sep	Oct	Nov	Dec	Avg.

11	9	9	6	9	14	17	14					
----	---	---	---	---	----	----	----	--	--	--	--	--

Special Operations

Warrants:

2024												
Jan	Feb	Mar	Apr	May	Jun	Jul	Aug	Sep	Oct	Nov	Dec	Avg.
1	0	7	7	5	8	10	3	3	2	1	6	4
2025												
Jan	Feb	Mar	Apr	May	Jun	Jul	Aug	Sep	Oct	Nov	Dec	Avg.
7	6	5	6	0	1	2	0					

Special Operations

Transports:

2024												
Jan	Feb	Mar	Apr	May	Jun	Jul	Aug	Sep	Oct	Nov	Dec	Avg.
3	23	18	28	17	20	24	17	17	12	9	11	17
2025												
Jan	Feb	Mar	Apr	May	Jun	Jul	Aug	Sep	Oct	Nov	Dec	Avg.
8	25	25	8	13	16	29	13					

Please note that if cases decrease it is because the case has been closed by means of suspects charged, or by other means.

****Please be aware that the quantity is no reflection on the severity or complexity of the cases. In other words, a lower number is no indication of how hard or long an investigator is working certain sensitive caseloads****

Investigations

Major Crimes:

2024												
Jan	Feb	Mar	Apr	May	Jun	Jul	Aug	Sep	Oct	Nov	Dec	Avg.
57	58	55	60	67	72	77	12	17	22	37	35	47

2025												
Jan	Feb	Mar	Apr	May	Jun	Jul	Aug	Sep	Oct	Nov	Dec	Avg.
36	37	104	106	108	125	101	98					

Investigations

Special Victim Crimes:

2024												
Jan	Feb	Mar	Apr	May	Jun	Jul	Aug	Sep	Oct	Nov	Dec	Avg.
95	87	88	85	98	103	110	45	50	55	60	70	79

2025												
Jan	Feb	Mar	Apr	May	Jun	Jul	Aug	Sep	Oct	Nov	Dec	Avg.
68	70	79	77	79	87	88	88					

Investigations

General Crimes:

2024												
Jan	Feb	Mar	Apr	May	Jun	Jul	Aug	Sep	Oct	Nov	Dec	Avg.
52	55	57	59	59	64	69	15	20	25	30	37	45

2025												
Jan	Feb	Mar	Apr	May	Jun	Jul	Aug	Sep	Oct	Nov	Dec	Avg.
38	40	61	93	95	85	80	78					

Investigations

Narcotics:

2024												
Jan	Feb	Mar	Apr	May	Jun	Jul	Aug	Sep	Oct	Nov	Dec	Avg.
116`	117	115	98	131	136	135	136	120	105	104	106	118
2025												
Jan	Feb	Mar	Apr	May	Jun	Jul	Aug	Sep	Oct	Nov	Dec	Avg.
95	93	96	78	83	104	102	105					

Sex Offender

63 Total Offenders Registered with the tribe

60-Tier 3 sex offenders

Probation

Active Probationers:

2024												
Jan	Feb	Mar	Apr	May	Jun	Jul	Aug	Sep	Oct	Nov	Dec	Avg.
319	318	332	339	394	373	336	337	321	330	331	324	338
2025												
Jan	Feb	Mar	Apr	May	Jun	Jul	Aug	Sep	Oct	Nov	Dec	Avg.
334	334	318	325	278	277	365	365					

Detention

Booked In:

2024												
Jan	Feb	Mar	Apr	May	Jun	Jul	Aug	Sep	Oct	Nov	Dec	Avg.
362	74	88	76	68	67	78	51	61	7	52	50	61
2025												
Jan	Feb	Mar	Apr	May	Jun	Jul	Aug	Sep	Oct	Nov	Dec	Avg.
60	66	78	72	83	87	82	92					

Detention

Released Inmates:

2024												
Jan	Feb	Mar	Apr	May	Jun	Jul	Aug	Sep	Oct	Nov	Dec	Avg.

64	73	80	83	76	65	77	54	59	38	41	54	64
2025												
Jan	Feb	Mar	Apr	May	Jun	Jul	Aug	Sep	Oct	Nov	Dec	Avg.
58	52	79	72	76	86	80	76					

Juvenile Division:

2nd Trout Derby

4th Transport Taylorsville

Run, Hide, Fight Training w/ School New Hires

7th Back to School Bash

8th SRO Non-Violent Crises Intervention Training (CPI)

11th School started w/ New Traffic Pattern

13th Pick-Up in Taylorsville

16th Transport to Holly Hill

21st Pick-Up in Raleigh

Fall Sports Started attend for security

EBCI-CIPD Memorandums of Agreements (Other Agencies)

SIGNED

- Swain County Sheriff's Office-Brian Kirkland
- Great Smoky Mountain National Park Service-Daniel Vandzura
- Andrews Police Department-Caleb Styles
- Murphy Police Department-
- Asheville Police Department-Chief Lamb
- Jackson County-Doug Farmer

DECLINED TO SIGN

- Graham County Sheriff's Department-Brad Hoxit

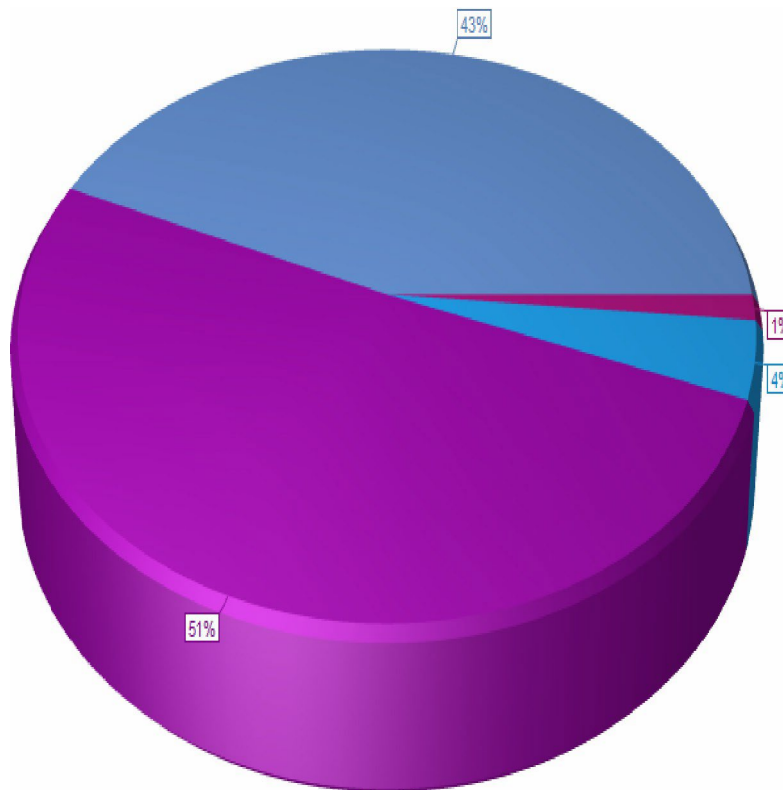
REVIEWING THE AGREEMENT

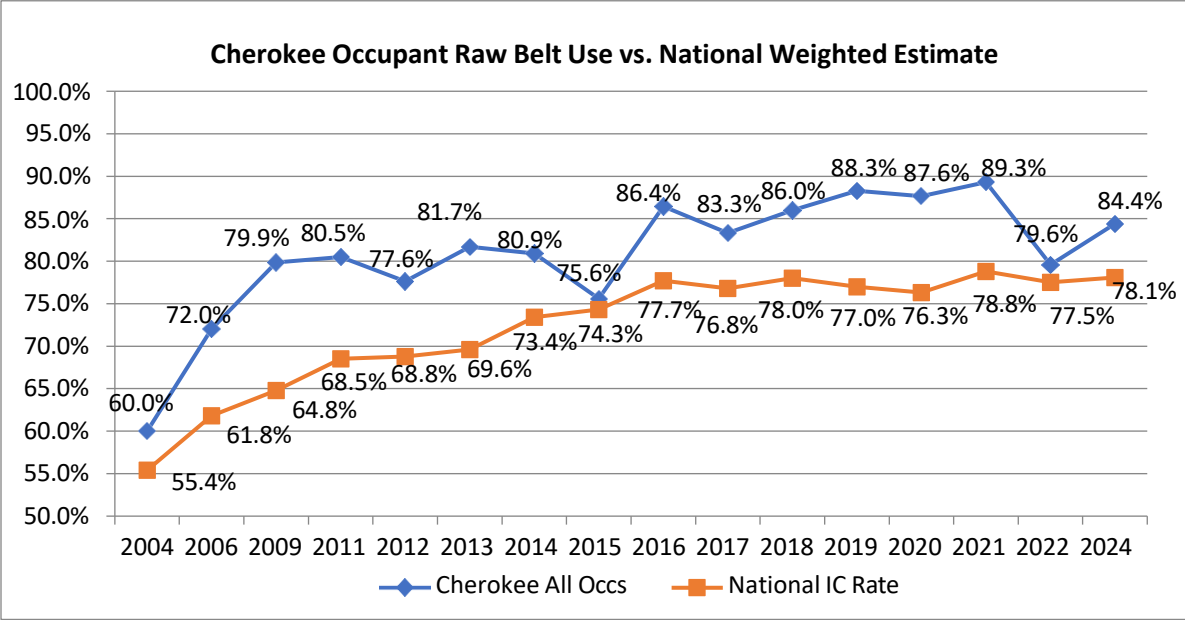
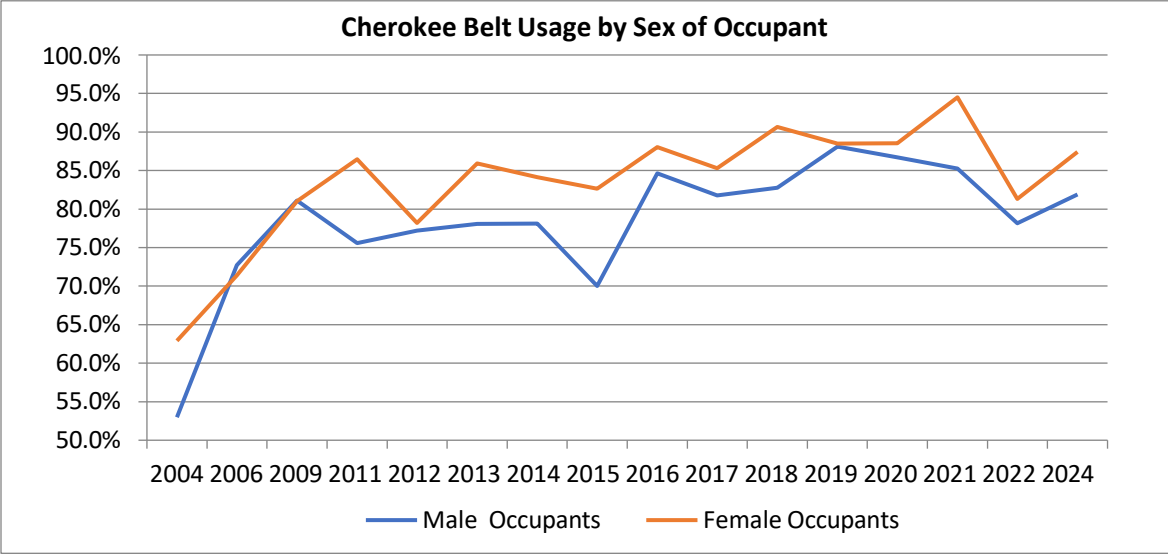
- Blue Ridge Park Service-Hanna Aimee
- Maggie Valley Police Department-

Cherokee Tribal Detention

Recidivism/RepeatInmatesAge

- Ages 0-17, 1
- Ages 18-20, 1
- Ages 21-25, 3
- Ages 26-35, 35
- Ages Over 35, 30





STOPPING ON RED

A Personal Story That Inspires a Movement

Melissa Wandall, President of the National Coalition for Safer Roads, became an advocate after losing her husband to a red-light runner just one year into their marriage. She was weeks away from giving birth to their daughter when her life changed forever. That loss became the foundation for her mission: to prevent other families from experiencing the same heartbreak. Her message is simple but powerful: *“Every red light is a line drawn to protect us.”*

Why Stop on Red Matters

Red-light running is one of the most dangerous — and preventable — traffic violations. According to the Insurance Institute for Highway Safety:

- More than **1,000 people** are killed every year in crashes involving red-light runners.
- Over **100,000** are injured annually.
- Nearly **half of those killed** are innocent — pedestrians, cyclists, or other drivers.

These aren't just numbers — they represent real people, families, and futures.

For Employers, Schools & Local Leaders

Intersection safety should be a shared priority. Here's how larger groups can show support:

- **Employers** can share safety tips and pledges internally.
- **Schools** can hold assemblies, contests, or educational days focused on traffic safety.
- **Community leaders** can use their platforms to advocate for safer infrastructure and automated enforcement.
-

One Choice Can Save a Life

Complaints

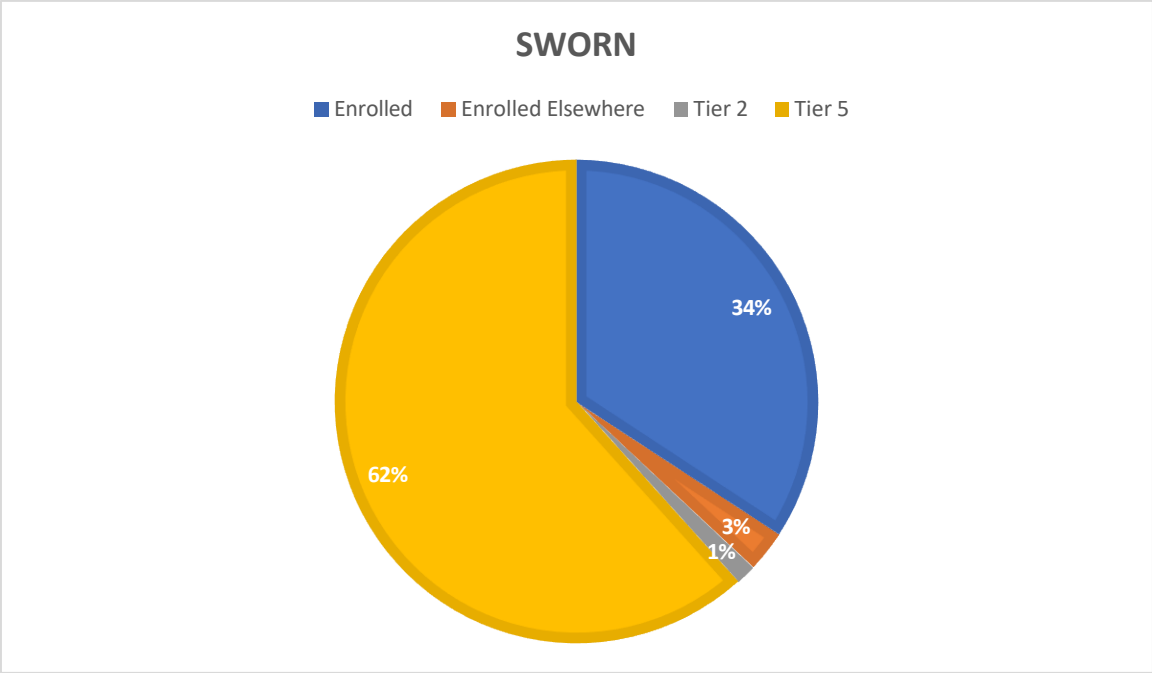
- Complaint packet mailed to Charlotte, not returned as of today

Operations/Notable Events

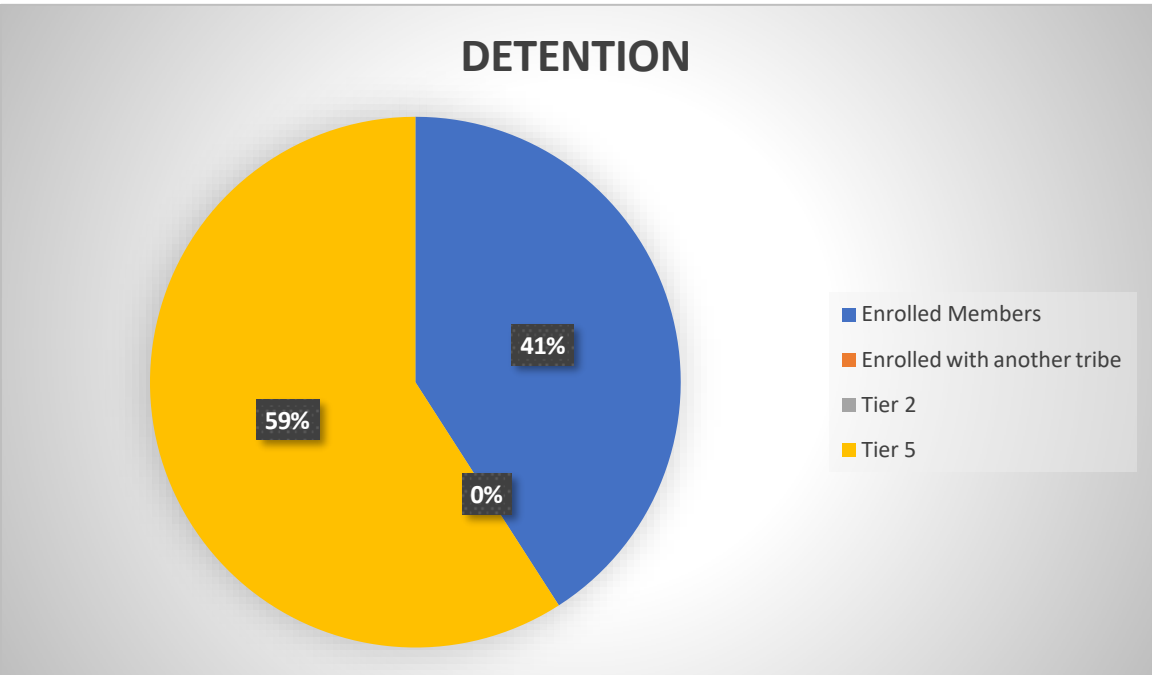
- SRO's attended the North Carolina D.A.R.E. Conference
- Shakonage Security
- NC Bar Security
- PHHS Family Field Day
- Officer Barber Fundraiser Event

Recruitment/Retention

- 7 vacant patrol positions-received two applicants in interview process
- 1 vacant Sergeant Patrol
- 5 vacant Corrections
- 1 Sergeant Corrections
- 1 vacant probation officer-One applicant waiting for app to be sent from HR



Total Sworn Officers=91, 81 are filled this includes all departments NRE, Patrol, Narcotics, Special Operations, Probation, and Investigations.



Total Detention Officers=26, 19 are filled

Patrol Cadets

Money that has been spent on cadets that have failed out of the course has been over \$60,000.

Sgi Nigada