

Cherokee Indian Police Department
Public



MONTHLY REPORT

AUGUST 2025

MONTHLY SUMMARY

By: Chief of Police Carla Neadeau

Dear EBCI Communities,

I am writing to express my deepest gratitude for the unwavering support you have shown to the Cherokee Indian Police Department. Your constant encouragement and trust in our officers and staff have been a source of immense strength and motivation for us all.

The bond between our community and the police department is a testament to the values of unity, respect, and mutual support that we hold dear. Your cooperation and understanding have been crucial in helping us maintain peace and safety within our community. We are truly fortunate to serve such a compassionate and supportive community.

I would also like to take this opportunity to extend my heartfelt thanks to all the officers and employees of all the Cherokee Law Enforcement Divisions and all tribal and state programs that make protecting and serving the tribe a reality. Your dedication, hard work, and relentless commitment to duty, often under challenging and non-stop schedules, do not go unnoticed. Each one of you plays a vital role in ensuring the safety and well-being of our community, and for that, I am profoundly grateful. Together, we have faced many challenges, and together, we will continue to strive for a safer and stronger community. Thank you once again for your unwavering support and for being an integral part of our mission.

The purpose of the EBCI Law Enforcement Monthly Report is to compile data into one integrated report for review. I hope you find these reports informative and useful. Several community members have offered suggestions about these reports, and we will make changes as this effort of openness continues.

August remained busy for us as you will see in the pages that follow. The data in the tables below shows an increase in almost every category this month.

We are still hiring. We have one enrolled male cadet in Basic Law Enforcement Training.

We appreciate all your support, and we welcome every opportunity to do better.

With deepest gratitude,

Chief of Police Carla Neadeau

Cherokee Indian Police Department

Calls Answered

Calls Dispatched Cherokee

| 2024 | | | | | | | | | | | | |
|------|------|------|------|------|------|------|------|------|------|------|------|-------------|
| Jan | Feb | Mar | Apr | May | Jun | Jul | Aug | Sep | Oct | Nov | Dec | AVG |
| 1084 | 1323 | 1365 | 1165 | 1248 | 1444 | 1457 | 1406 | 1240 | 1284 | 1187 | 1415 | 1302 |
| 2025 | | | | | | | | | | | | |
| Jan | Feb | Mar | Apr | May | Jun | Jul | Aug | Sep | Oct | Nov | Dec | AVG |
| 1301 | 1455 | 1529 | 1574 | 1835 | 1767 | 1816 | | | | | | |

Calls Dispatched Snowbird/Cherokee Co.

| 2024 | | | | | | | | | | | | |
|------|-----|-----|-----|-----|-----|-----|-----|-----|-----|-----|-----|------------|
| Jan | Feb | Mar | Apr | May | Jun | Jul | Aug | Sep | Oct | Nov | Dec | AVG |
| 116 | 145 | 236 | 172 | 179 | 280 | 193 | 201 | 200 | 209 | 244 | 359 | 211 |
| 2025 | | | | | | | | | | | | |
| Jan | Feb | Mar | Apr | May | Jun | Jul | Aug | Sep | Oct | Nov | Dec | AVG |
| 197 | 399 | 316 | 154 | 299 | 307 | 316 | | | | | | |

Traffic Safety Total

Traffic Stop:

| 2024 | | | | | | | | | | | | |
|------|-----|-----|-----|-----|-----|-----|-----|-----|-----|-----|-----|------------|
| Jan | Feb | Mar | Apr | May | Jun | Jul | Aug | Sep | Oct | Nov | Dec | AVG |
| 123 | 158 | 233 | 154 | 199 | 275 | 166 | 227 | 142 | 252 | 164 | 172 | 180 |
| 2025 | | | | | | | | | | | | |
| Jan | Feb | Mar | Apr | May | Jun | Jul | Aug | Sep | Oct | Nov | Dec | AVG |
| 172 | 193 | 211 | 324 | 311 | 257 | 231 | | | | | | |

Total Citations Issued:

| 2024 | | | | | | | | | | | | |
|------|-----|-----|-----|-----|-----|-----|-----|-----|-----|-----|-----|-----|
| Jan | Feb | Mar | Apr | May | Jun | Jul | Aug | Sep | Oct | Nov | Dec | AVG |
| 60 | 68 | 97 | 62 | 45 | 81 | 39 | 101 | 32 | 24 | 32 | 26 | 56 |
| 2025 | | | | | | | | | | | | |
| Jan | Feb | Mar | Apr | May | Jun | Jul | Aug | Sep | Oct | Nov | Dec | AVG |
| 20 | 32 | 41 | 51 | 184 | 74 | 103 | | | | | | |

DWI Arrests:

| 2024 | | | | | | | | | | | | |
|------|-----|-----|-----|-----|-----|-----|-----|-----|-----|-----|-----|-----|
| Jan | Feb | Mar | Apr | May | Jun | Jul | Aug | Sep | Oct | Nov | Dec | AVG |
| 5 | 2 | 5 | 5 | 4 | 11 | 5 | 4 | 6 | 8 | 6 | 7 | 6 |
| 2025 | | | | | | | | | | | | |
| Jan | Feb | Mar | Apr | May | Jun | Jul | Aug | Sep | Oct | Nov | Dec | AVG |
| 5 | 10 | 6 | 5 | 3 | 12 | 3 | | | | | | |

Total Motor Vehicle Crashes:

| 2024 | | | | | | | | | | | | |
|------|-----|-----|-----|-----|-----|-----|-----|-----|-----|-----|-----|-----|
| Jan | Feb | Mar | Apr | May | Jun | Jul | Aug | Sep | Oct | Nov | Dec | AVG |
| 46 | 35 | 49 | 36 | 7 | 31 | 39 | 54 | 46 | 61 | 78 | 41 | 48 |
| 2025 | | | | | | | | | | | | |
| Jan | Feb | Mar | Apr | May | Jun | Jul | Aug | Sep | Oct | Nov | Dec | AVG |
| 38 | 44 | 45 | 40 | 74 | 78 | 69 | | | | | | |

Extra Patrol:

| 2024 | | | | | | | | | | | | |
|------|-----|-----|-----|-----|-----|-----|-----|-----|-----|-----|-----|-----|
| Jan | Feb | Mar | Apr | May | Jun | Jul | Aug | Sep | Oct | Nov | Dec | AVG |
| 72 | 61 | 82 | 44 | 92 | 145 | 160 | 101 | 103 | 100 | 129 | 269 | 113 |
| 2025 | | | | | | | | | | | | |
| Jan | Feb | Mar | Apr | May | Jun | Jul | Aug | Sep | Oct | Nov | Dec | AVG |
| 178 | 318 | 256 | 251 | 243 | 276 | 322 | | | | | | |

Crimes, Reports, and Arrests Criminal Arrests:

| 2024 | | | | | | | | | | | | |
|------|-----|-----|-----|-----|-----|-----|-----|-----|-----|-----|-----|-----|
| Jan | Feb | Mar | Apr | May | Jun | Jul | Aug | Sep | Oct | Nov | Dec | AVG |
| 30 | 55 | 58 | 28 | 36 | 33 | 41 | 21 | 35 | 24 | 21 | 27 | 35 |
| 2025 | | | | | | | | | | | | |
| Jan | Feb | Mar | Apr | May | Jun | Jul | Aug | Sep | Oct | Nov | Dec | AVG |
| 35 | 43 | 46 | 39 | 49 | 36 | 40 | | | | | | |

Incident Reports:

| 2024 | | | | | | | | | | | | |
|------|-----|-----|-----|-----|-----|-----|-----|-----|-----|-----|-----|-----|
| Jan | Feb | Mar | Apr | May | Jun | Jul | Aug | Sep | Oct | Nov | Dec | AVG |
| 382 | 365 | 370 | 326 | 268 | 373 | 350 | 380 | 293 | 275 | 234 | 413 | 336 |
| 2025 | | | | | | | | | | | | |
| Jan | Feb | Mar | Apr | May | Jun | Jul | Aug | Sep | Oct | Nov | Dec | AVG |
| 442 | 625 | 675 | 546 | 685 | 600 | 667 | | | | | | |

Drug Offenses:

| 2024 | | | | | | | | | | | | |
|------|-----|-----|-----|-----|-----|-----|-----|-----|-----|-----|-----|------|
| Jan | Feb | Mar | Apr | May | Jun | Jul | Aug | Sep | Oct | Nov | Dec | Avg. |
| 19 | 30 | 27 | 22 | 27 | 24 | 27 | 27 | 20 | 16 | 18 | 20 | 23 |
| 2025 | | | | | | | | | | | | |
| Jan | Feb | Mar | Apr | May | Jun | Jul | Aug | Sep | Oct | Nov | Dec | Avg. |
| 15 | 37 | 15 | 32 | 24 | 16 | 31 | | | | | | |

Larcenies:

| 2024 | | | | | | | | | | | | |
|------|-----|-----|-----|-----|-----|-----|-----|-----|-----|-----|-----|------|
| Jan | Feb | Mar | Apr | May | Jun | Jul | Aug | Sep | Oct | Nov | Dec | Avg. |
| 23 | 22 | 23 | 30 | 26 | 31 | 33 | 30 | 19 | 32 | 26 | 21 | 26 |
| 2025 | | | | | | | | | | | | |
| Jan | Feb | Mar | Apr | May | Jun | Jul | Aug | Sep | Oct | Nov | Dec | Avg. |
| 33 | 33 | 27 | 21 | 33 | 21 | 30 | | | | | | |

Assaults:

| 2024 | | | | | | | | | | | | |
|------|-----|-----|-----|-----|-----|-----|-----|-----|-----|-----|-----|------|
| Jan | Feb | Mar | Apr | May | Jun | Jul | Aug | Sep | Oct | Nov | Dec | Avg. |
| 38 | 39 | 26 | 37 | 43 | 43 | 39 | 40 | 37 | 39 | 50 | 38 | 39 |
| 2025 | | | | | | | | | | | | |
| 2Jan | Feb | Mar | Apr | May | Jun | Jul | Aug | Sep | Oct | Nov | Dec | Avg. |
| 37 | 32 | 35 | 29 | 41 | 48 | 39 | | | | | | |

Checkpoints:

| 2024 | | | | | | | | | | | | |
|------|-----|-----|-----|-----|-----|-----|-----|-----|-----|-----|-----|------|
| Jan | Feb | Mar | Apr | May | Jun | Jul | Aug | Sep | Oct | Nov | Dec | Avg. |
| 9 | 14 | 9 | 11 | 14 | 24 | 16 | 8 | 2 | 7 | 17 | 6 | 11 |
| 2025 | | | | | | | | | | | | |
| Jan | Feb | Mar | Apr | May | Jun | Jul | Aug | Sep | Oct | Nov | Dec | Avg. |
| 3 | 6 | 16 | 0 | 10 | 20 | 3 | | | | | | |

A new policy had to be put in place before officers could continue checkpoints, this policy has been updated.

Overdoses:

| 2024 | | | | | | | | | | | | |
|------|-----|-----|-----|-----|-----|-----|-----|-----|-----|-----|-----|------|
| Jan | Feb | Mar | Apr | May | Jun | Jul | Aug | Sep | Oct | Nov | Dec | Avg. |
| 5 | 10 | 11 | 5 | 3 | 5 | 1 | 4 | 8 | 2 | 6 | 4 | 5 |
| 2025 | | | | | | | | | | | | |
| Jan | Feb | Mar | Apr | May | Jun | Jul | Aug | Sep | Oct | Nov | Dec | Avg. |
| 4 | 2 | 4 | 4 | 3 | 3 | 1 | | | | | | |

Fatal Overdoses:

| 2024 | | | | | | | | | | | | |
|------|-----|-----|-----|-----|-----|-----|-----|-----|-----|-----|-----|------|
| Jan | Feb | Mar | Apr | May | Jun | Jul | Aug | Sep | Oct | Nov | Dec | Avg. |
| 0 | 2 | 1 | 1 | 0 | 1 | 0 | 0 | 0 | 0 | 0 | 1 | 1 |
| 2025 | | | | | | | | | | | | |
| Jan | Feb | Mar | Apr | May | Jun | Jul | Aug | Sep | Oct | Nov | Dec | Avg. |
| 0 | 1 | 0 | 1 | 0 | 0 | 0 | | | | | | |

Non-Fatal Overdoses:

| 2024 | | | | | | | | | | | | |
|------|-----|-----|-----|-----|-----|-----|-----|-----|-----|-----|-----|------|
| Jan | Feb | Mar | Apr | May | Jun | Jul | Aug | Sep | Oct | Nov | Dec | Avg. |
| 4 | 8 | 9 | 4 | 3 | 4 | 1 | 4 | 8 | 2 | 6 | 3 | 5 |
| 2025 | | | | | | | | | | | | |
| Jan | Feb | Mar | Apr | May | Jun | Jul | Aug | Sep | Oct | Nov | Dec | Avg. |
| 4 | 1 | 4 | 3 | 1 | 3 | 1 | | | | | | |

Natural Resource Enforcement

Citations:

| 2024 | | | | | | | | | | | | |
|------|-----|-----|-----|-----|-----|-----|-----|-----|-----|-----|-----|------|
| Jan | Feb | Mar | Apr | May | Jun | Jul | Aug | Sep | Oct | Nov | Dec | Avg. |
| 6 | 11 | 67 | 19 | 40 | 43 | 48 | 48 | 18 | 7 | 9 | 0 | 26 |
| 2025 | | | | | | | | | | | | |
| Jan | Feb | Mar | Apr | May | Jun | Jul | Aug | Sep | Oct | Nov | Dec | Avg. |
| 2 | 11 | 69 | 19 | 16 | 19 | | | | | | | |

Special Operations Activities

ACTIVITIES

- Assist probation with bailiff duties
- Assist probation with front door security
- Assist Patrol with calls for service
- Run, Hide, Fight training with Cherokee Central Schools Staff
- Active Shooter / Rapid Deployment training at Cherokee Central Schools
- Family Field Day with PHHS Family Safety Program
- Assist with prep for Criminal Justice Training & Standards Audit
- Rally for Recovery at Birdtown Gym
- Sit with inmate admitted into the hospital

Special Operations

Civil Service:

| 2024 | | | | | | | | | | | | |
|------|-----|-----|-----|-----|-----|-----|-----|-----|-----|-----|-----|------|
| Jan | Feb | Mar | Apr | May | Jun | Jul | Aug | Sep | Oct | Nov | Dec | Avg. |
| 57 | 104 | 126 | 124 | 118 | 70 | 98 | 94 | 121 | 116 | 84 | 95 | 101 |
| 2025 | | | | | | | | | | | | |
| Jan | Feb | Mar | Apr | May | Jun | Jul | Aug | Sep | Oct | Nov | Dec | Avg. |
| 89 | 84 | 87 | 69 | 82 | 138 | 48 | | | | | | |

Special Operations

Outstanding Paper service:

| 2024 | | | | | | | | | | | | |
|------|-----|-----|-----|-----|-----|-----|-----|-----|-----|-----|-----|------|
| Jan | Feb | Mar | Apr | May | Jun | Jul | Aug | Sep | Oct | Nov | Dec | Avg. |
| 3 | 5 | 9 | 3 | 6 | 2 | 15 | 6 | 14 | 25 | 3 | 6 | 9 |

| 2025 | | | | | | | | | | | | |
|------|-----|-----|-----|-----|-----|-----|-----|-----|-----|-----|-----|------|
| Jan | Feb | Mar | Apr | May | Jun | Jul | Aug | Sep | Oct | Nov | Dec | Avg. |
| 11 | 9 | 9 | 6 | 9 | 14 | 17 | | | | | | |

Special Operations

Warrants:

| 2024 | | | | | | | | | | | | |
|------|-----|-----|-----|-----|-----|-----|-----|-----|-----|-----|-----|------|
| Jan | Feb | Mar | Apr | May | Jun | Jul | Aug | Sep | Oct | Nov | Dec | Avg. |
| 1 | 0 | 7 | 7 | 5 | 8 | 10 | 3 | 3 | 2 | 1 | 6 | 4 |
| 2025 | | | | | | | | | | | | |
| Jan | Feb | Mar | Apr | May | Jun | Jul | Aug | Sep | Oct | Nov | Dec | Avg. |
| 7 | 6 | 5 | 6 | 0 | 1 | 2 | | | | | | |

Special Operations

Transports:

| 2024 | | | | | | | | | | | | |
|------|-----|-----|-----|-----|-----|-----|-----|-----|-----|-----|-----|------|
| Jan | Feb | Mar | Apr | May | Jun | Jul | Aug | Sep | Oct | Nov | Dec | Avg. |
| 3 | 23 | 18 | 28 | 17 | 20 | 24 | 17 | 17 | 12 | 9 | 11 | 17 |
| 2025 | | | | | | | | | | | | |
| Jan | Feb | Mar | Apr | May | Jun | Jul | Aug | Sep | Oct | Nov | Dec | Avg. |
| 8 | 25 | 25 | 8 | 13 | 16 | 29 | | | | | | |

Please note that if cases decrease it is because the case has been closed by means of suspects charged, or by other means.

****Please be aware that the quantity is no reflection on the severity or complexity of the cases. In other words, a lower number is no indication of how hard or long an investigator is working certain sensitive caseloads****

Investigations

Major Crimes:

| 2024 | | | | | | | | | | | | |
|------|-----|-----|-----|-----|-----|-----|-----|-----|-----|-----|-----|------|
| Jan | Feb | Mar | Apr | May | Jun | Jul | Aug | Sep | Oct | Nov | Dec | Avg. |
| 57 | 58 | 55 | 60 | 67 | 72 | 77 | 12 | 17 | 22 | 37 | 35 | 47 |

| 2025 | | | | | | | | | | | | |
|------|-----|-----|-----|-----|-----|-----|-----|-----|-----|-----|-----|------|
| Jan | Feb | Mar | Apr | May | Jun | Jul | Aug | Sep | Oct | Nov | Dec | Avg. |
| 36 | 37 | 104 | 106 | 108 | 125 | 101 | | | | | | |

Investigations

Special Victim Crimes:

| 2024 | | | | | | | | | | | | |
|------|-----|-----|-----|-----|-----|-----|-----|-----|-----|-----|-----|------|
| Jan | Feb | Mar | Apr | May | Jun | Jul | Aug | Sep | Oct | Nov | Dec | Avg. |
| 95 | 87 | 88 | 85 | 98 | 103 | 110 | 45 | 50 | 55 | 60 | 70 | 79 |

| 2025 | | | | | | | | | | | | |
|------|-----|-----|-----|-----|-----|-----|-----|-----|-----|-----|-----|------|
| Jan | Feb | Mar | Apr | May | Jun | Jul | Aug | Sep | Oct | Nov | Dec | Avg. |
| 68 | 70 | 79 | 77 | 79 | 87 | 88 | | | | | | |

Investigations

General Crimes:

| 2024 | | | | | | | | | | | | |
|------|-----|-----|-----|-----|-----|-----|-----|-----|-----|-----|-----|------|
| Jan | Feb | Mar | Apr | May | Jun | Jul | Aug | Sep | Oct | Nov | Dec | Avg. |
| 52 | 55 | 57 | 59 | 59 | 64 | 69 | 15 | 20 | 25 | 30 | 37 | 45 |

| 2025 | | | | | | | | | | | | |
|------|-----|-----|-----|-----|-----|-----|-----|-----|-----|-----|-----|------|
| Jan | Feb | Mar | Apr | May | Jun | Jul | Aug | Sep | Oct | Nov | Dec | Avg. |
| 38 | 40 | 61 | 93 | 95 | 85 | 80 | | | | | | |

Investigations

Narcotics:

| 2024 | | | | | | | | | | | | |
|------|-----|-----|-----|-----|-----|-----|-----|-----|-----|-----|-----|------|
| Jan | Feb | Mar | Apr | May | Jun | Jul | Aug | Sep | Oct | Nov | Dec | Avg. |
| 116` | 117 | 115 | 98 | 131 | 136 | 135 | 136 | 120 | 105 | 104 | 106 | 118 |
| 2025 | | | | | | | | | | | | |
| Jan | Feb | Mar | Apr | May | Jun | Jul | Aug | Sep | Oct | Nov | Dec | Avg. |
| 95 | 93 | 96 | 78 | 83 | 104 | 102 | | | | | | |

Sex Offender

63 Total Offenders Registered with the tribe

60-Tier 3 sex offenders

Probation

Active Probationers:

| 2024 | | | | | | | | | | | | |
|------|-----|-----|-----|-----|-----|-----|-----|-----|-----|-----|-----|------|
| Jan | Feb | Mar | Apr | May | Jun | Jul | Aug | Sep | Oct | Nov | Dec | Avg. |
| 319 | 318 | 332 | 339 | 394 | 373 | 336 | 337 | 321 | 330 | 331 | 324 | 338 |
| 2025 | | | | | | | | | | | | |
| Jan | Feb | Mar | Apr | May | Jun | Jul | Aug | Sep | Oct | Nov | Dec | Avg. |
| 334 | 334 | 318 | 325 | 278 | 277 | 365 | | | | | | |

Detention

Booked In:

| 2024 | | | | | | | | | | | | |
|------|-----|-----|-----|-----|-----|-----|-----|-----|-----|-----|-----|------|
| Jan | Feb | Mar | Apr | May | Jun | Jul | Aug | Sep | Oct | Nov | Dec | Avg. |
| 362 | 74 | 88 | 76 | 68 | 67 | 78 | 51 | 61 | 7 | 52 | 50 | 61 |
| 2025 | | | | | | | | | | | | |
| Jan | Feb | Mar | Apr | May | Jun | Jul | Aug | Sep | Oct | Nov | Dec | Avg. |
| 60 | 66 | 78 | 72 | 83 | 87 | 82 | | | | | | |

Detention

Released Inmates:

| 2024 | | | | | | | | | | | | |
|------|-----|-----|-----|-----|-----|-----|-----|-----|-----|-----|-----|------|
| Jan | Feb | Mar | Apr | May | Jun | Jul | Aug | Sep | Oct | Nov | Dec | Avg. |

| | | | | | | | | | | | | |
|-------------|-----|-----|-----|-----|-----|-----|-----|-----|-----|-----|-----|------|
| 64 | 73 | 80 | 83 | 76 | 65 | 77 | 54 | 59 | 38 | 41 | 54 | 64 |
| 2025 | | | | | | | | | | | | |
| Jan | Feb | Mar | Apr | May | Jun | Jul | Aug | Sep | Oct | Nov | Dec | Avg. |
| 58 | 52 | 79 | 72 | 76 | 86 | 80 | | | | | | |

Juvenile Division:

SRO Conference

7th Hosted NCASRO 5K at the School.

10th Hosted NCASRO Cookout at the School.

26th Family Safety Field Day

Attended 2 Back to School Safety Meetings

Attended New drop off pattern meeting for buses and parents.

4 transports down state including 1 to the coast

1 pick up at the coast

2 missing juvenile complaints

1 Juvenile to Detention in Taylorsville and pick up.

EBCI-CIPD Memorandums of Agreements (Other Agencies)

SIGNED

- Swain County Sheriff's Office-Brian Kirkland
- Great Smoky Mountain National Park Service-Daniel Vandzura
- Andrews Police Department-Caleb Styles
- Murphy Police Department-
- Asheville Police Department-Chief Lamb

DECLINED TO SIGN

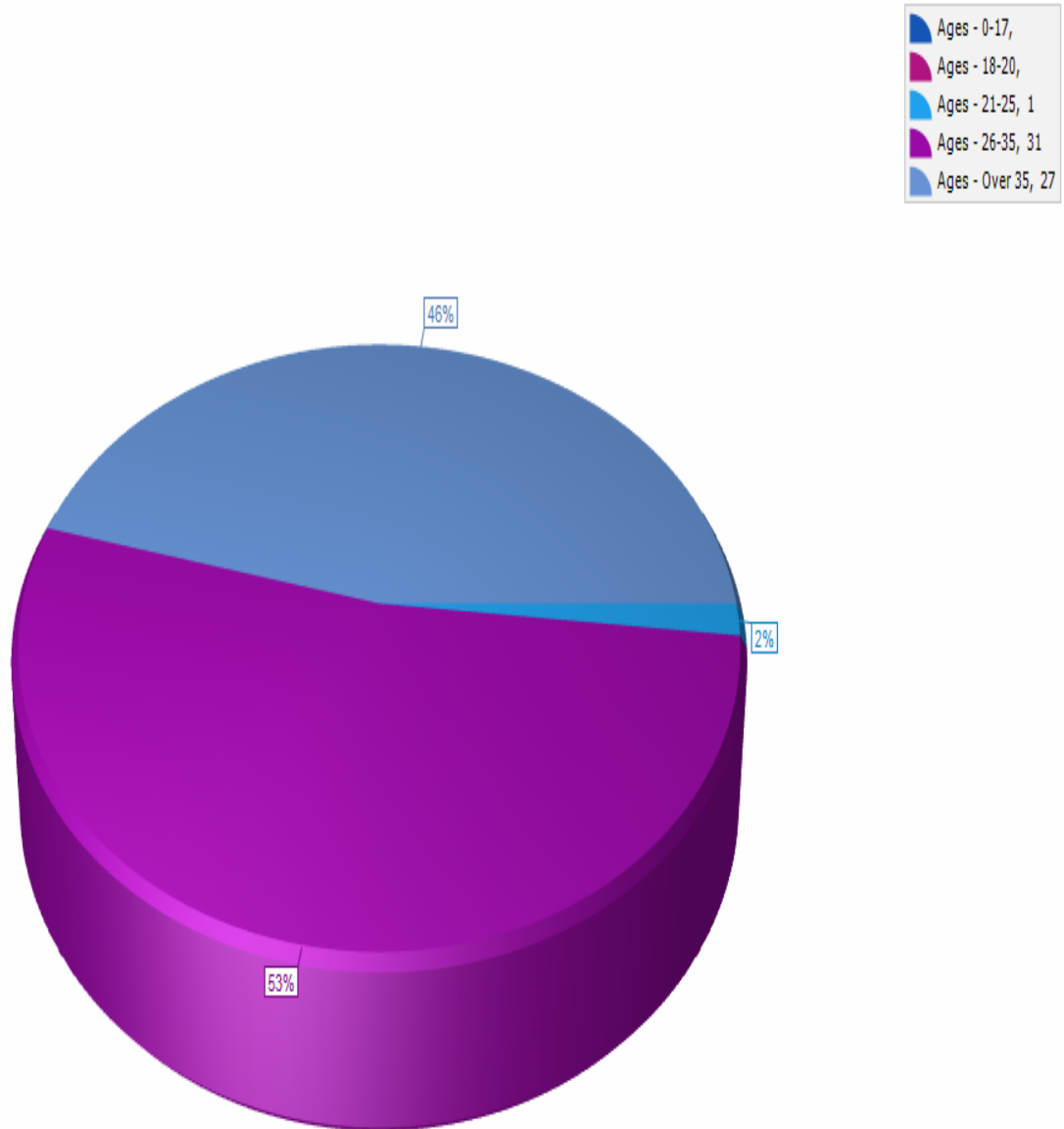
- Graham County Sheriff's Department-Brad Hoxit
- Jackson County Sheriff's Department-Doug Farmer

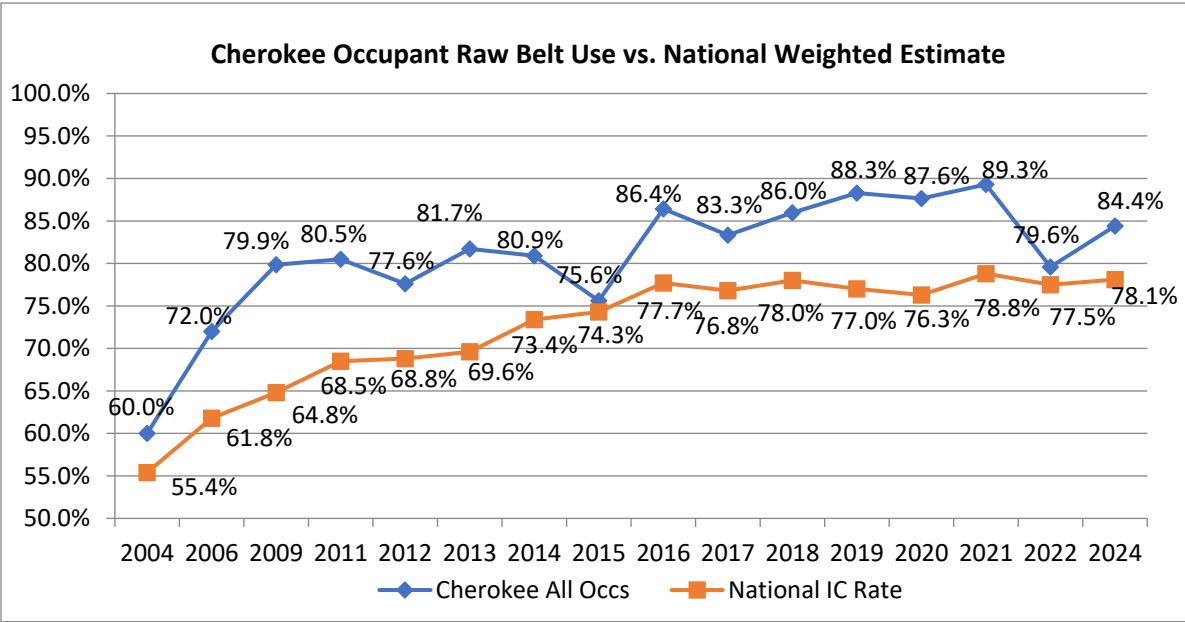
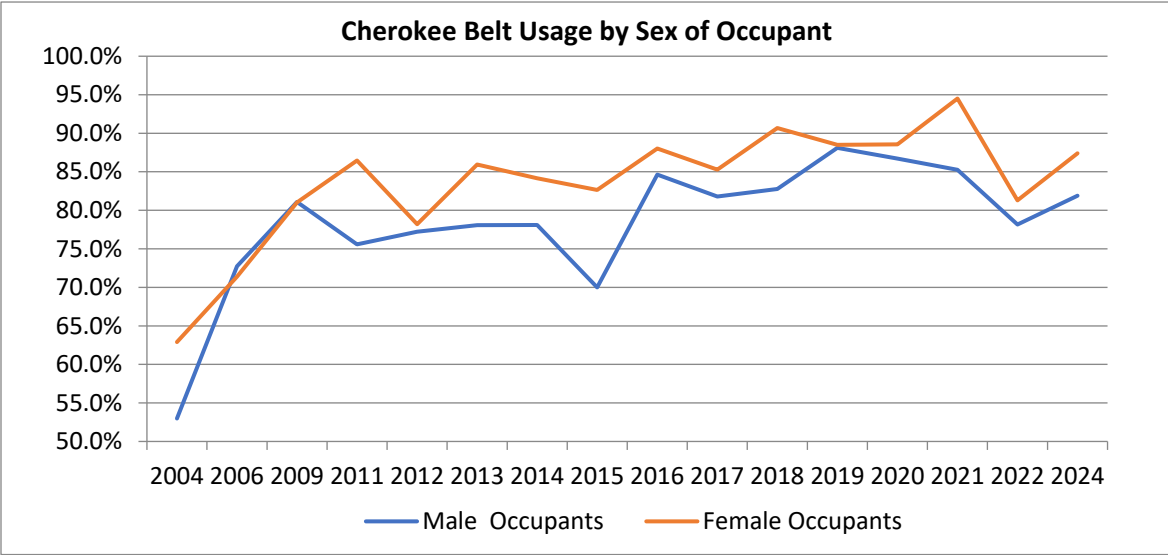
REVIEWING THE AGREEMENT

- Blue Ridge Park Service-Hanna Aimee
- Maggie Valley Police Department-

Cherokee Tribal Detention

Recidivism/Repeat Inmates Age





STOPPING ON RED

A Personal Story That Inspires a Movement

Melissa Wandall, President of the National Coalition for Safer Roads, became an advocate after losing her husband to a red-light runner just one year into their marriage. She was weeks away from giving birth to their daughter when her life changed forever. That loss became the foundation for her mission: to prevent other families from experiencing the same heartbreak. Her message is simple but powerful: *“Every red light is a line drawn to protect us.”*

Why Stop on Red Matters

Red-light running is one of the most dangerous — and preventable — traffic violations. According to the Insurance Institute for Highway Safety:

- More than **1,000 people** are killed every year in crashes involving red-light runners.
- Over **100,000** are injured annually.
- Nearly **half of those killed** are innocent — pedestrians, cyclists, or other drivers.

These aren't just numbers — they represent real people, families, and futures.

For Employers, Schools & Local Leaders

Intersection safety should be a shared priority. Here's how larger groups can show support:

- **Employers** can share safety tips and pledges internally.
- **Schools** can hold assemblies, contests, or educational days focused on traffic safety.
- **Community leaders** can use their platforms to advocate for safer infrastructure and automated enforcement.

•

One Choice Can Save a Life

Complaints

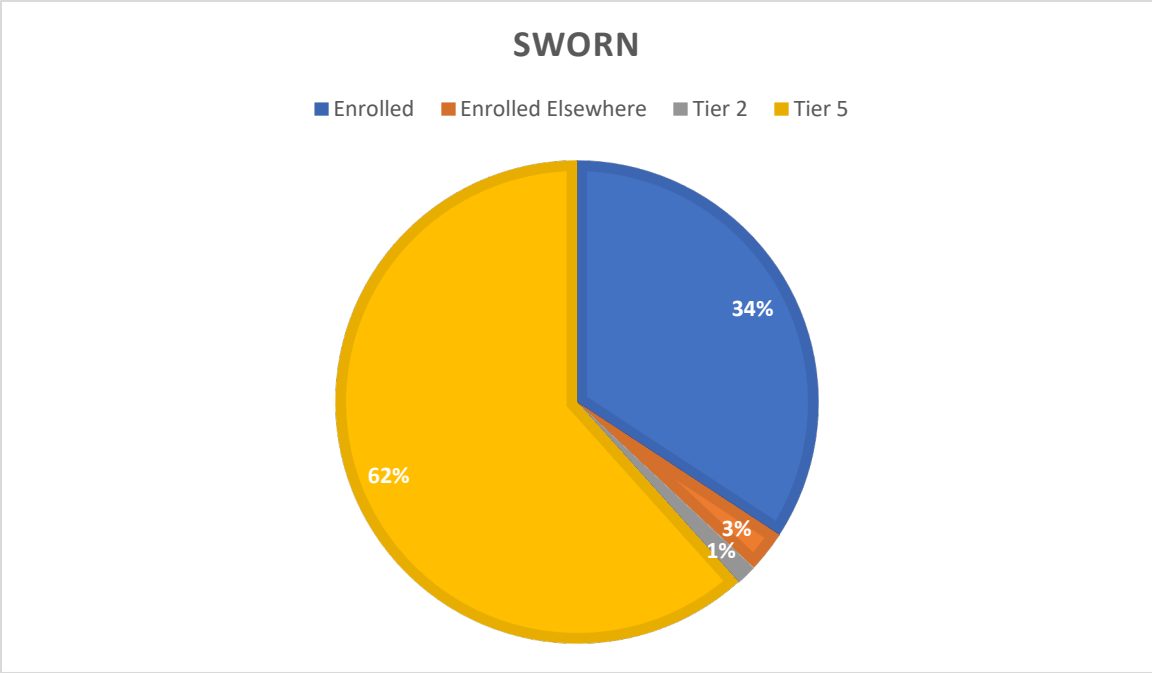
- June complaint about officer misconduct (Unsubstantiated)
- July complaint about excessive use of force (Unsubstantiated)

Operations/Notable Events

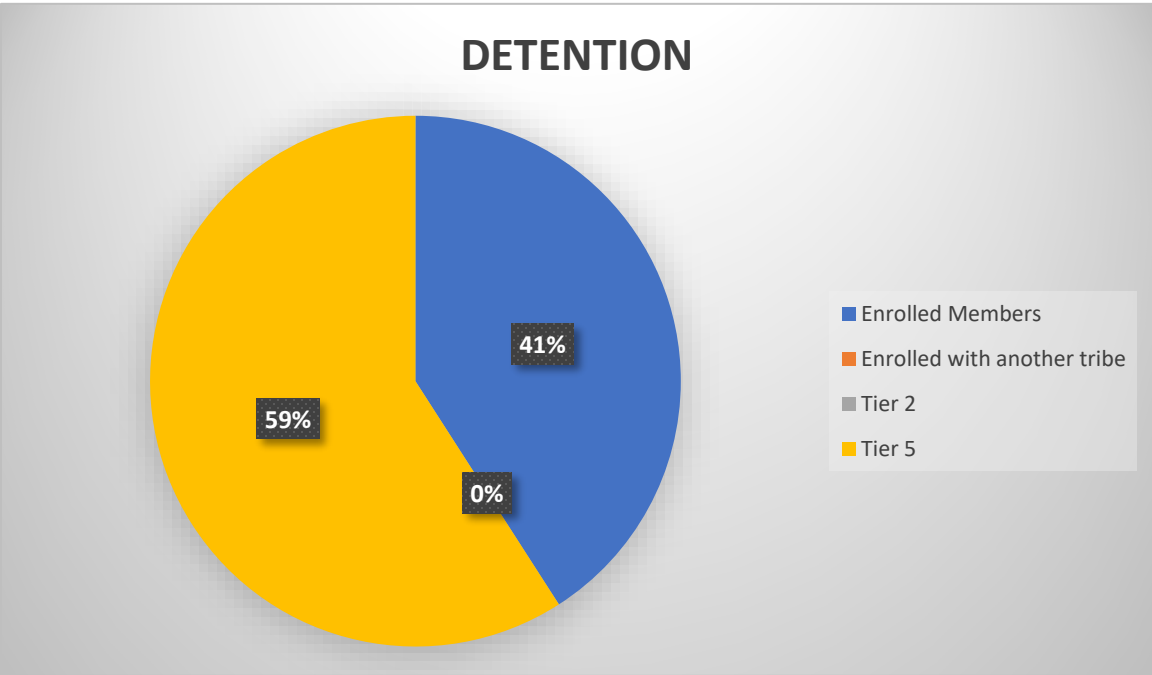
- SRO's attended the North Carolina D.A.R.E. Conference
- Shakonage Security
- NC Bar Security
- PHHS Family Field Day
- Officer Barber Fundraiser Event

Recruitment/Retention

- 6 vacant patrol positions
- 1 vacant Sergeant Patrol
- 3 vacant Corrections
- 1 Sergeant Corrections
- 1 vacant probation officer
- 1 vacant Bailiff position



Total Sworn Officers=91, 81 are filled this includes all departments NRE, Patrol, Narcotics, Special Operations, Probation, and Investigations.



Total Detention Officers=26, 19 are filled

Sgi Nigada